

### 75Ω F Lightning Arrestors with performance to over 2.5 GHz



#### Features:

- ✦ Frequency to 2.5 GHz
- ✦ DC pass
- ✦ Multiple Strike Capability
- ✦ Up to 20kA Surge Protection
- ✦ Rugged and Waterproof
- ✦ Bi-directional Protection
- ✦ Compatible with RG-6 cable

### RF Specifications

- ✦ Nominal Impedance – 75Ω

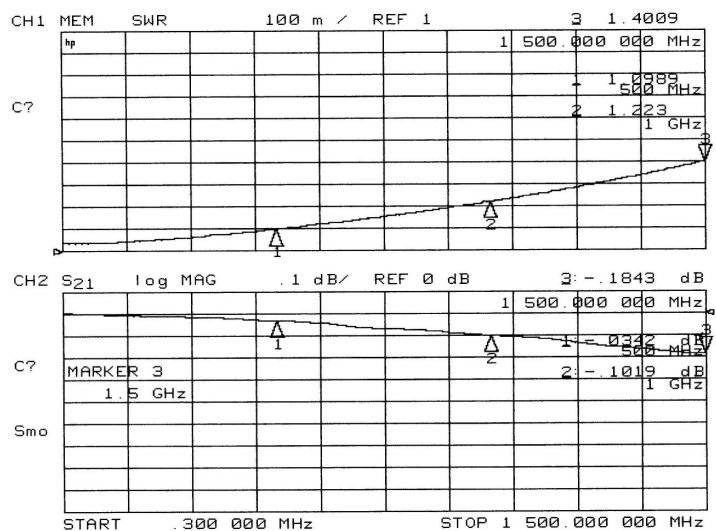
Model	Frequency (GHz)	VSWR	Insertion Loss (dB)
PTC-F01	dc - 1.0	1.15 typ	0.10 typ
PTC-F02	dc - 2.5	1.20 typ	0.15 typ

- ✦ Through Current: 3A Max at 48Vdc max
- ✦ RF Power: 25W maximum

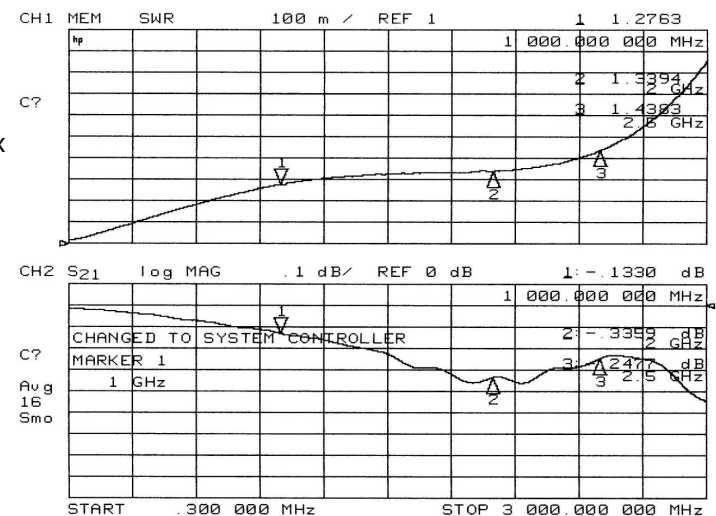
### Transient Specifications<sup>1</sup>

(1.2X50μs Voltage / 8X20μs Current waveform)

- ✦ Gas Discharge Tube 90V (other voltages are available)
- ✦ Maximum Transient
  - PTC-F01: 10kA; Multiple Strike 5kA 10x
  - PTC-F02: 20kA; Multiple Strike 10kA 10x
- ✦ Let through – 600Vpk/300μJ  
Input: 6kV/3kA



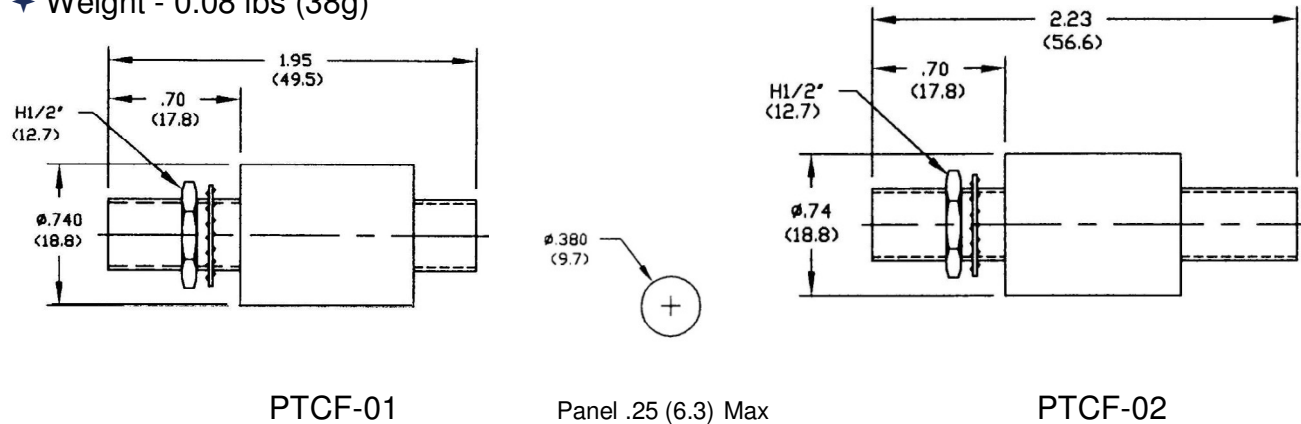
PTCF-01



PTCF-02

### Mechanical Specifications

✦ Weight - 0.08 lbs (38g)



### Environmental Specifications

<b>Temperature Range</b>	-40°C to +70°C
<b>Salt Fog</b>	MIL-STD-202 Method 101D / Condition B (35°C/96 hrs)
<b>Immersion</b>	MIL-STD-202 Method 104A / Condition A (65°C to 25°C w/NaCl – 2 cycles)
<b>Moisture Resistance</b>	MIL-STD-202 Method 106E (65°C/98% RH condensing/240 hrs)
<b>Temperature Shock</b>	MIL-STD-202 Method 107D / Condition B-1 (25 cycles -65°C to +125°C)
<b>Life (Elevated Temperature)</b>	MIL-STD-202 Method 108A / Condition A (96 hours at 100°C)
<b>Dust and Waterproof Rating</b>	IP67 (dust-tight and water proof 1 hr / 1 m)
<b>Vibration</b>	MIL-STD-202 Method 204D / Condition D (10Hz-2kHz 0.06"DA/20g)
<b>Mechanical Shock</b>	MIL-STD-202 Method 213 / Condition A (50g/11ms ~24")

### Material and Finish

Component	Material	Finish
Outer Parts	Brass	Tin or Nickel
Center Contact	Bronze	Silver
Insulator	Polymer	-
Gasket	EPDM	-

Compatible with ANSI/SCTE 01 1996R2001



Shown with Optional Bracket (P/N 750-0656)

### Ordering Model Number

Model Number	Connectors	Frequency Range	Protection
PTCF-01	F female (bulkhead) to F female (75 Ohm)	dc to 1.0 GHz	90V
PTCF-02		dc to 2.5 GHz	